



CCR2216-1G-12XS-2XQ

Unleash the power of 100 Gigabit networking
with L3 Hardware Offloading!



MILLIONS OF PACKETS
PER SECOND WITH
L3HW OFFLOADING!



POWERFUL AMAZON
ANNAPURNA LABS
ARMV8 16-CORE CPU



MARVELL PRESTERA®
ALDRIN2 DX8525



GIGABIT ETHERNET



12X 25 GIGABIT SFP28



2X 100 GIGABIT
QSFP28



DUAL-REDUNDANT
HOT-SWAP 150W PSU'S



16 GB RAM



2X M.2 SATA



LOWER POWER
CONSUMPTION THAN THE
PREVIOUS FLAGSHIP

This is the perfect **drop-in upgrade** for **CCR1072** users:
you can keep using your SFP modules and PSU's!

Start your 100 Gigabit journey with our new flagship product: the Cloud Core Router 2216! Its **powerful 16-core CPU** can trade blows with the mighty 72-core Tile CPU of our previous flagship - the CCR1072.



But the exceptional **Marvell Prestera Aldrin2 switch-chip** really takes it to the next level with **L3 Hardware Offloading!** Our previous CCR2116 featured a switch-chip with four 10G CPU connection lines, but this time there are four 25G lines!

CCR2216-1G-12XS-2XQ


Mode	Configuration	1518 byte	
		kpps	Mbps
Bridging	Switching	16254.8+	197398.3+
Routing	L3HW	16254.8+	197398.3+
Routing	25 ip filter rules + L3HW	16254.8+	197398.3+

*Tested with the Xena 200Gbps test platform

With L3HW offloaded connections, this CPU can be at least 4x faster than the CCR1072 Tile CPU!

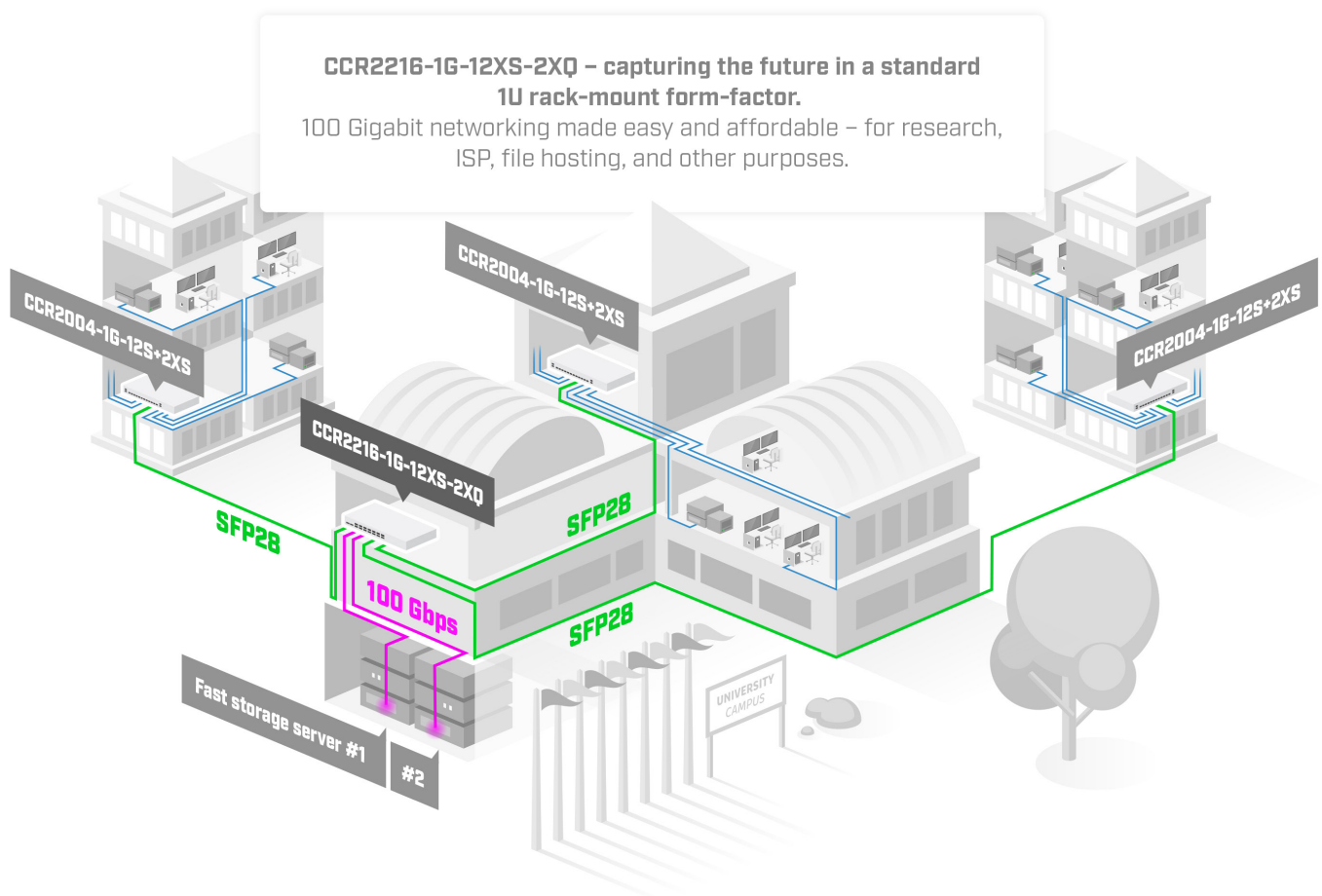
CCR2216-1G-12XS-2XQ

CCR1072



There are **2x QSFP28** cages for blazing-fast 100 Gigabit connectivity, **12x SFP28** cages for 25 Gigabit networking, and a **Gigabit Ethernet** port. The device comes with **16 GB of RAM**, decent **NAND** storage, and **two M.2 SATA slots** for additional storage. There are four hot-swappable fans, as well as dual-redundant hot-swap power supplies. And these PSUs might look familiar if you have used our CCR1072 before: you can keep using your previous hot-swap power supplies and SFP modules.

*You're saving time and money on accessories, while also getting better performance with lower power consumption.. **This is the perfect drop-in upgrade for existing CCR1072 setups!***



• Specifications

Product code	CCR2216-1G-12XS-2XQ
CPU	AL73400 2 GHz
CPU architecture	ARM 64bit
CPU core count	16
Size of RAM	16 GB
RAM type	DDR4
Storage	128 MB, NAND
Number of 1G Ethernet ports	1
Number of 25G SFP28 ports	12
Number of 100G QSFP28 ports	2
Number of M.2 slots	2
Operating system	RouterOS (License level 6)
Switch chip model	98DX8525
Switch connection to CPU	4x25 Gbps
Dimensions	443 x 367 x 44 mm
Operating temperature	-20°C to +60°C


• Powering

Number of AC inputs	2
AC input range	100-240 V
Power adapter nominal voltage	12 V
Power adapter nominal current	12.5 A
Max power consumption (without attachments)	80 W
Max power consumption	121 W


• Included parts



2 Power cords




Rackmount ears



Rackmount rear support ears



Cable management bracket



Fastening set